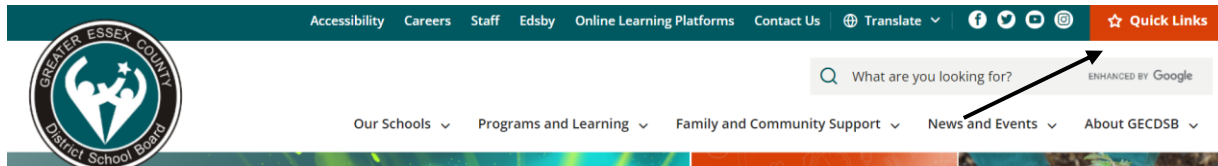
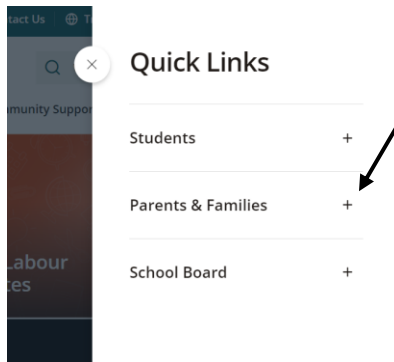


How To Register Your Child Online

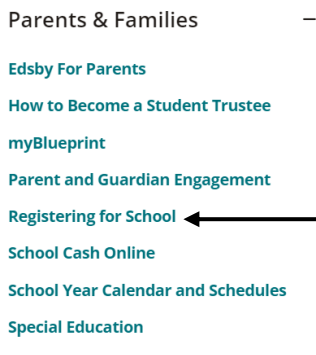
- 1) Go to the school board web site: www.publicboard.ca.
- 2) Click on the “Quick Links” tab located in the upper right corner.




- 3) A drop-down menu will appear, click on “Parents & Families.”



- 4) Select “Registering for School.”



- 5) Click on “Register your child for school.”



Registering for School

At the Greater Essex County District School Board (GECDSB), we are here to help you through the school registration process.

[Register your child for school](#)



Please complete our online registration form and then contact your school secretary to complete the process and book an appointment.

6) Follow all prompted questions.

7) You have now registered with the GECDSB.